

Computershare User Guide

Getting Started

The Extraordinary General Meeting is conducted as an electronic meeting only, and you are able to participate online, using your smartphone, tablet or computer.

By doing so, you will be able to view a live webcast of the meeting and ask the Directors questions online and you will need to either:

- a) Visit <https://web.lumiagm.com> on your smartphone, tablet or computer. You will need the latest versions of Chrome, Safari, Internet Explorer 11, Edge or Firefox. Please ensure your browser is compatible; or
- b) Download the Lumi AGM app from the Apple App or Google Play Stores by searching for Lumi AGM.

Meeting ID: 197-108-766

The Extraordinary General Meeting of Bang & Olufsen a/s
will be held on Wednesday 3 June 2020 at 5 pm CEST.

Online registration will be open from 3 pm CEST.

- 1** To participate in the meeting, you will be required to enter the unique 9 digit Meeting ID provided above.




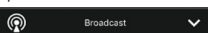
- 2** To register as a shareholder, please enter your username and password which you have received by e-mail.




3 Once logged in, you will see the home page, which displays the meeting documents and information on the meeting. Icons will be displayed in different areas, depending on the device you are using.



4 View the webcast

To view proceedings you **must** tap the broadcast arrow  on your screen. Video and/or slides of the meeting will appear after approx. 30 seconds*. Toggle between the up or down arrow  to view another screen. (*Dependant on the speed of your internet)




Icons:





The broadcast bar allows you to view and listen to the proceedings.

 Home page icon, displays meeting information.

 Questions icon, used to ask questions.

5 To Ask Questions

Tap on the Questions icon  then to submit a question, please press the + button, compose your question and select the send icon .

Confirmation that your message has been received will appear.

